



Providing on-demand business intelligence AMICAS Dashboards™

Making informed business decisions means you need access to the right information presented in the right way – when and where you need it. With AMICAS Dashboards, you'll have near real-time analytics to enable smart decision making in this competitive environment.

You want access to resource utilization tracking, marketing reports, mammography tracking reports, and appointment tracking. You also want real-time insight into your Accounts Receivable. With AMICAS Dashboards, you'll have access to all of this information in an easy-to-read, graphical representation that assesses your specific key performance indicators.

AMICAS Dashboards is a Web-based platform for reporting on all of your administrative, revenue cycle management, and business intelligence needs. With easy access to the latest metrics about your business, you can run your business at maximum efficiency.

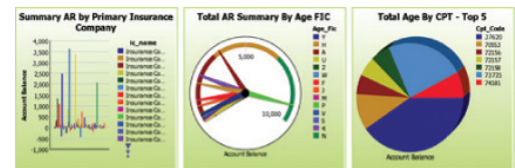
GRAPHICAL DASHBOARD PRESENTATION

It's time consuming to pull data and then have to present it in an effective manner for your various constituents – whether that's your managers, board members, front-line employees, or your clients. With AMICAS Dashboards, you'll have access to graphical representation of metrics that tell you precisely where your business stands. Timely access to these metrics means that your business can make decisions at precisely the right time. Key benefits include the ability to:


- + Easily display key performance indicators with pie charts and bar graphs, which means that you see the information presented in the way that's most meaningful to your business.
- + Create employee-specific dashboards that are relevant for your business, which means that each given employee has access only to the reports relevant to their specific role.
- + Eliminate having to run and view various independent reports by having a single point of access for information.
- + Take advantage of access to real-time updates with refresh functionality, which means you always have the latest metrics.

“We're now spending our time analyzing the correct data in order to improve our practice.”

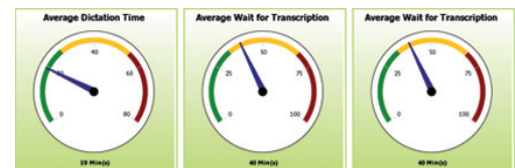
Keith Radecic, CEO, CIO, and CFO
Radiology Alliance (Nashville, TN)



Graphical presentation of report and key performance indicators



Standardized reports with unlimited report consumption



Custom authoring of ad hoc queries and reports

AUTOMATED REPORT DISTRIBUTION

With AMICAS Dashboards, your management team and staff will have access to the information they need to run your business. Key benefits include the ability to:

- + Save time with automated report generation and delivery to your key constituents, which means your staff can focus on other responsibilities.
- + Increase portability with reports that can be distributed to any e-mail-enabled PDA device, which means everyone's on the same page - when they need to be.

REPORT EASE AND FLEXIBILITY

With other solutions, you're limited by their pre-set formats and their pre-set display of information. Since this is the very information that drives the decisions you make in your business, you need to be able to display that information in a way that's most meaningful for you. Key benefits include the ability to:

- + Save time with pre-defined report templates - or create custom reports by dragging and dropping particular fields to create reports that are viewable in HTML, Excel, and PDF.
- + Create, save, run, schedule, and distribute reports, which allows you to transform a simple query into an advanced report. In addition, you can use tools to sort, filter, group, and modify displayed text and titles.
- + Gain instant operational insight from anywhere at anytime with Web-based, real-time reporting, which provides you with the tools you need to make real-time decisions.
- + Easily track key performance indicators and trends - and then present that information graphically in customizable dashboards.
- + Save hours once spent creating, running, and distributing reports with access to canned report templates and ad hoc report authoring tools.

With AMICAS Dashboards, you'll have access to on-demand business intelligence, which allows you to manage your business with confidence.

Total Aging Summary By CPT Code
Aging As of: 2009-06-26

Cpt_Code	Net Due	0 - 30 Days	31 - 60 Days	61-90 days	91-120 Days	121 - 150 Days	151-180 Days	181-210 Days	Over 210	Total All
37620									\$2,050.00	\$2,050.00
73721				\$1,205.77	\$60.66				\$121.32	\$1,387.75
70583			\$335.41	\$26.10					\$970.40	\$1,211.91
76700			\$170.96	\$291.76	\$116.59	\$9.04		\$30.54	\$482.89	\$1,101.58
72192			\$665.87		\$64.73	\$70.28			\$80.89	\$1,081.97
74150			\$670.93		\$63.49	\$70.93	\$181.49		\$45.35	\$1,032.19
73221					\$113.13				\$660.28	\$773.41
76702			\$61.28	\$169.89	\$122.96	\$47.26		\$70.00	\$278.71	\$750.10
71010			\$195.24	\$184.56	\$161.76	\$58.03	\$66.00	(\$71.62)	\$186.04	\$720.91
76056			\$279.93	\$73.88	\$118.83				\$200.00	\$672.24
71020			\$299.00	\$61.40	\$10.80	\$54.16	\$37.81		\$104.93	\$568.10
311									\$507.95	\$507.95
72148			\$217.31	\$180.27					\$89.23	\$486.81
74181			\$400.00			(\$8.00)			\$16.00	\$416.00
71275			\$236.81						\$123.06	\$360.07
74415					\$263.00	\$24.25			\$12.80	\$300.05

Drill-down capability on nearly every available report

AMICAS Dashboards

PROVIDING ON-DEMAND BUSINESS INTELLIGENCE